

**2016-2017**  
**STATISTICS OF HUGLINE**

**BOARD MEMBER OF ECSAF**  
**MS ANNIE HO, CLINICAL PSYCHOLOGIST**

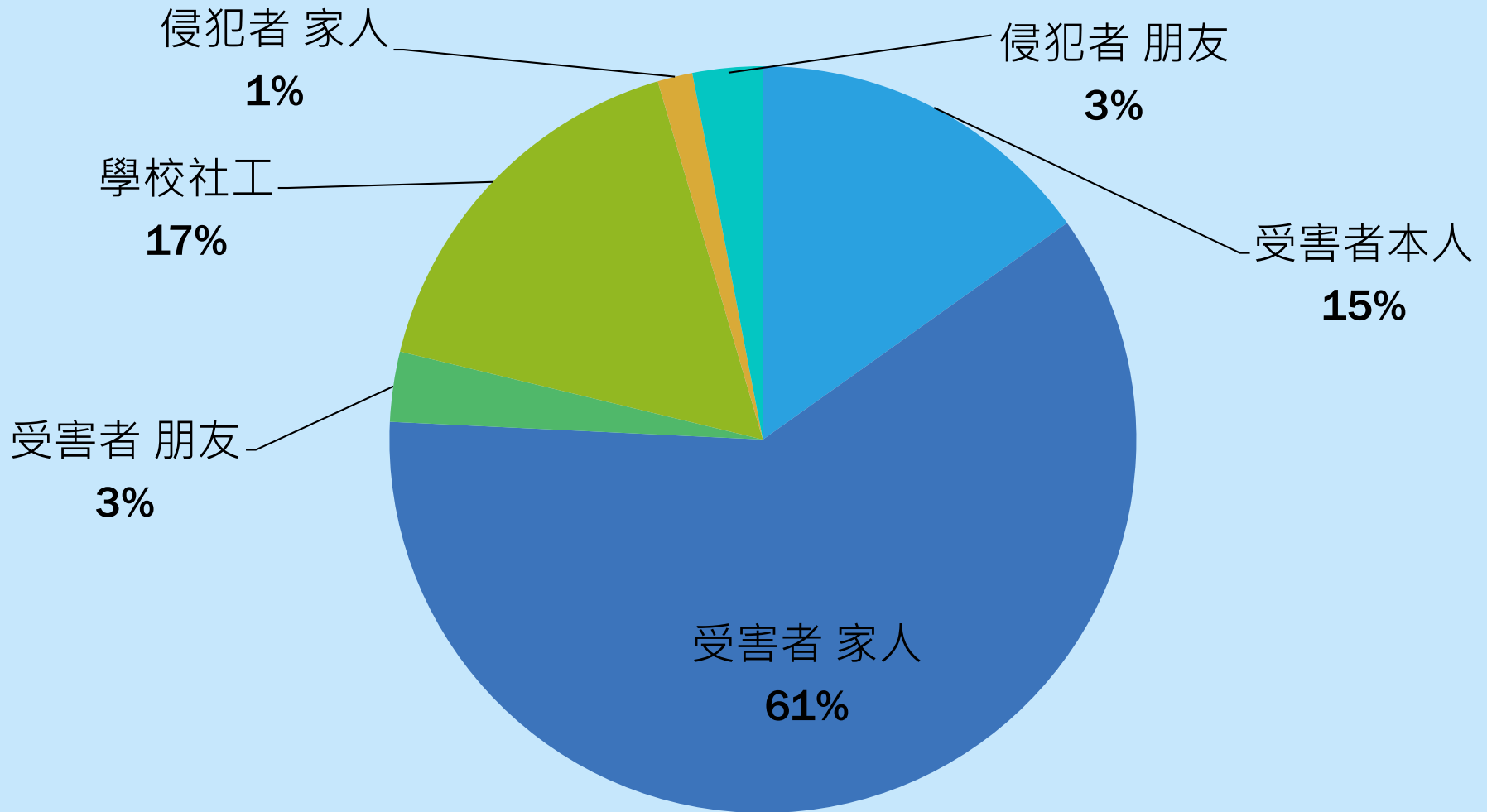
# 護苗線

- 「護苗線」是本會的熱線，在2000年1月開始啟用。在有需要的情況下，本會將安排個案轉介及提供輔導服務。由啟用至2017年6月期間，本會共接獲超過12,080個求助電話。
- 去年，「護苗線」共接獲231個來電（另外258個跟進電話），其中66個（29%）是懷疑兒童性侵犯個案。其他來電包括護苗基金資料查詢（91個，39%）、兒童性侵犯資料查詢（17個，7%）、兒童及青少年性疑問（27個，12%）及其他查詢。

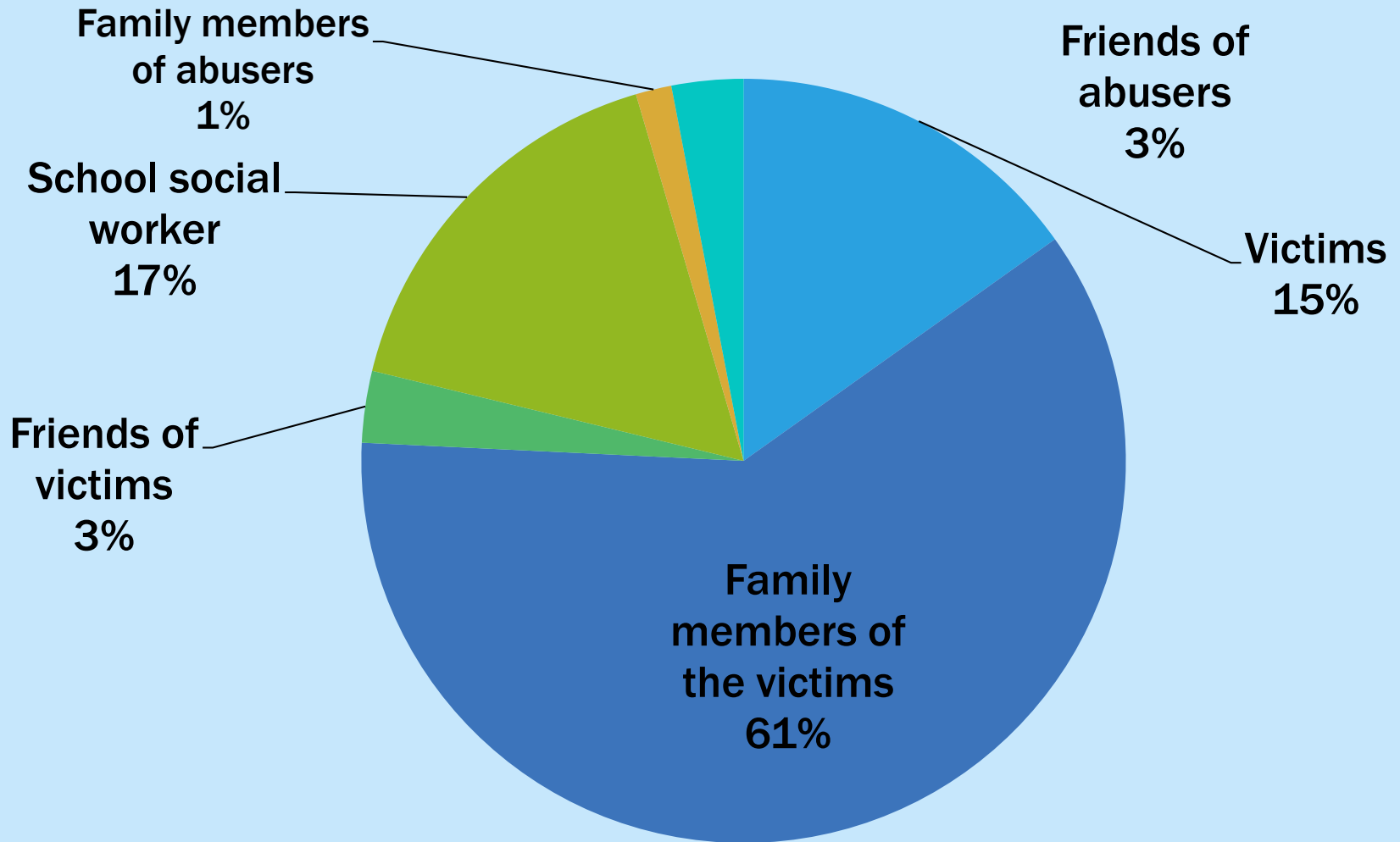
# 護苗線

- ECSAF started the "Hugline" service in January 2000. This includes providing case referrals and counselling services when necessary. From the commencement of the service until June 2017, "Hugline" has received more than 12,080 calls.
- A total of 231 calls were received by "Hugline" last year (besides 258 follow up calls) and among them, 66 (29%) were suspected Child Sexual Abuse (CSA) cases. Enquiries about ECSAF (91, 39%), CSA (17, 7%) and sex related information were also received from children and youngsters (27, 12%).

# 來電者資料



# CALLERS INFO.

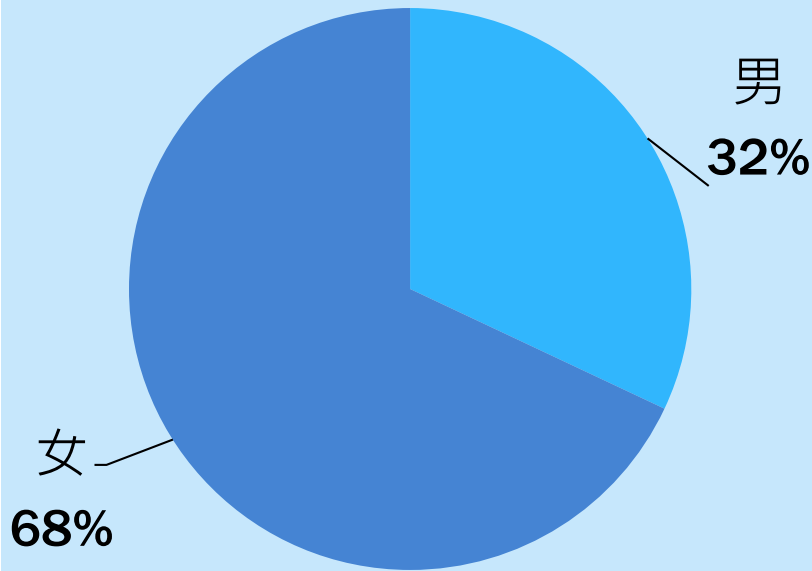


# 受害兒童

- 在66宗懷疑兒童性侵犯個案中，大多數受害兒童為女孩，佔68%（圖表1）；年齡以4至6歲兒童最多，佔28%（圖表2）。

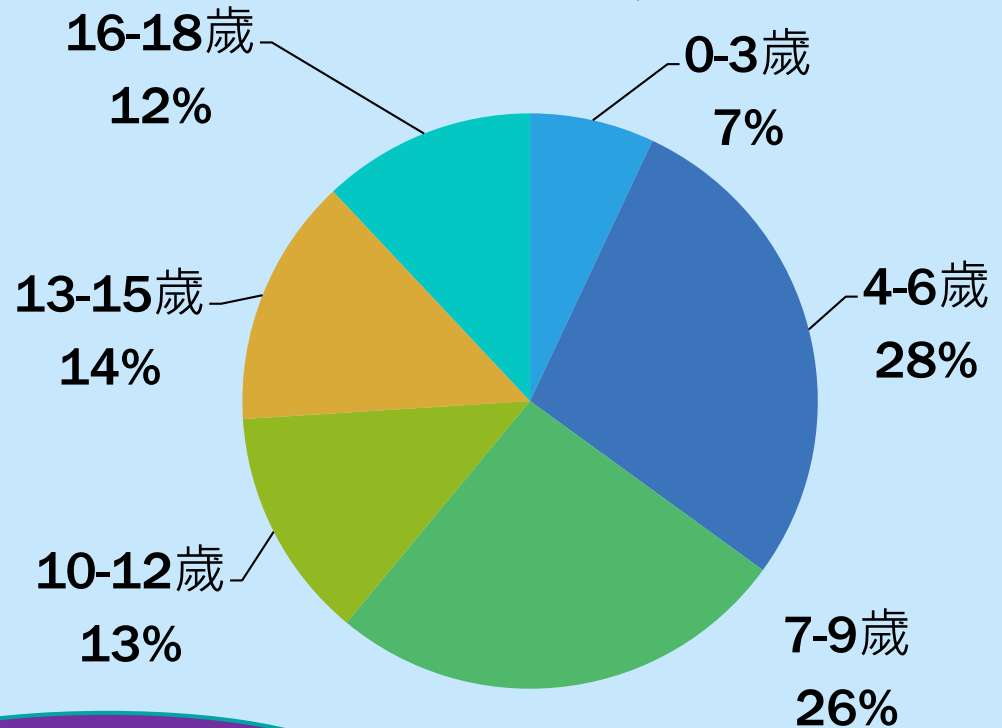
受害兒童性別

圖表1



受害兒童年齡

圖表2



註:有3宗個案涉及兩名受者者

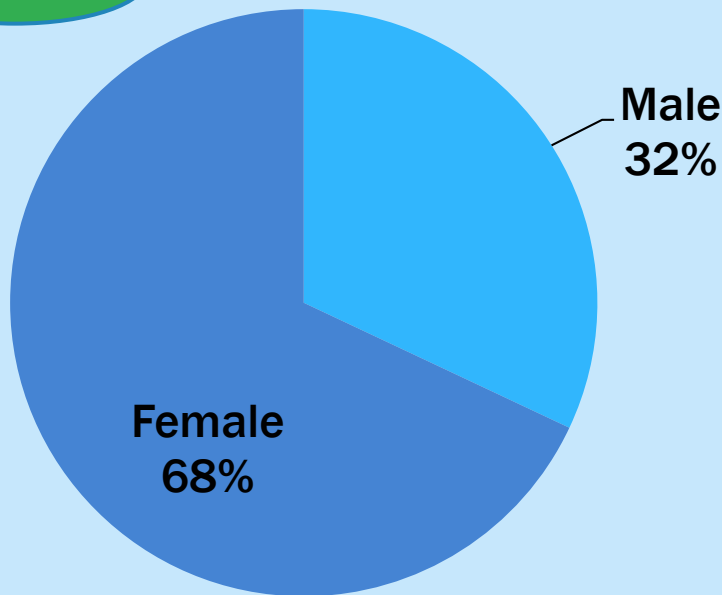
總數:69人次

# VICTIMS

- Of the 66 suspected CSA cases, 68% involved female victims (Chart 1). The highest rate of abuse was found in the age group 4 to 6 years, which accounted for 28% of all cases (Chart 2).

**Gender of Victims**

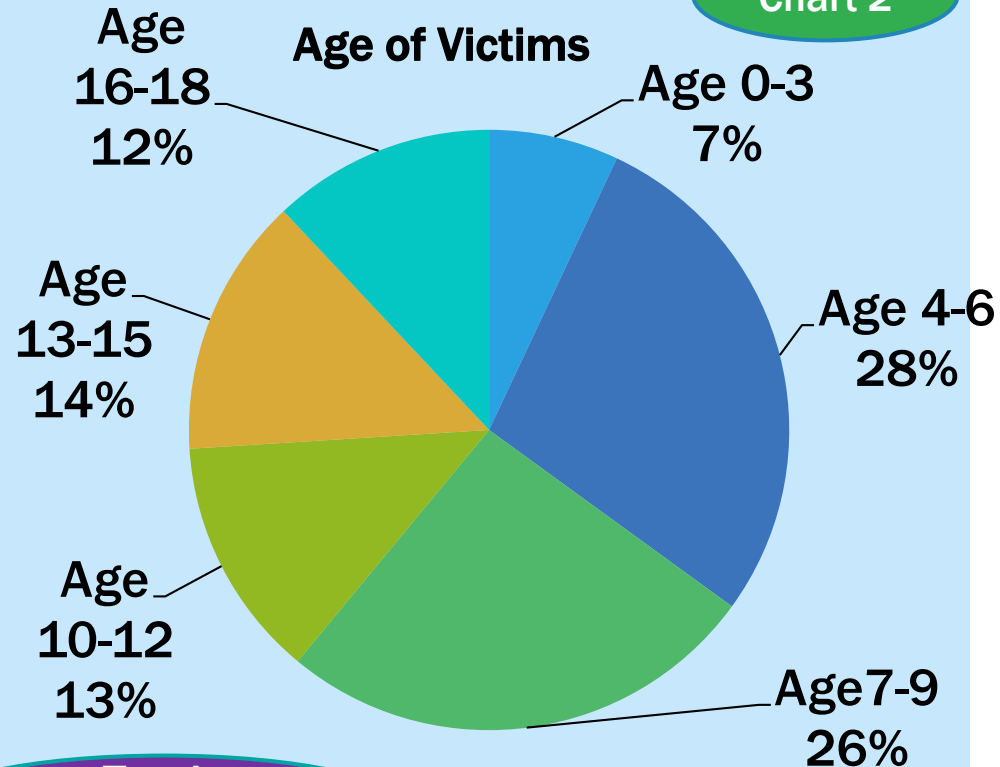
**Chart 1**



Remarks: 3 cases involved 2 victims

**Age of Victims**

**Chart 2**



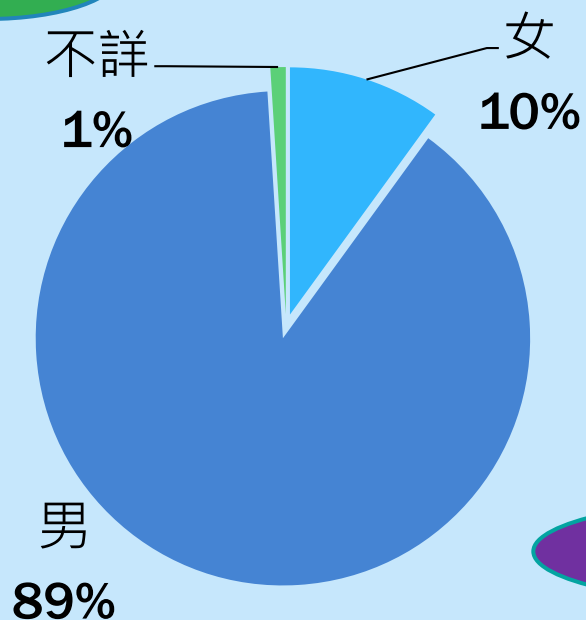
**Total :  
69 individuals**

# 侵犯者

- 在「護苗線」接聽的個案中，男性侵犯者佔大多數，共**89%**（圖表3），其中有**3**宗個案涉及多於一名侵犯者。在侵犯者中，**18歲**以下的佔最多，共**53%**（圖表4）。

圖表3

侵犯者性別



侵犯者年齡

圖表4

18歲以下  
53%

18歲以上  
47%

總數:72人次

註:有**4**宗個案涉及兩名侵犯者，**1**宗個案涉及三名侵犯者

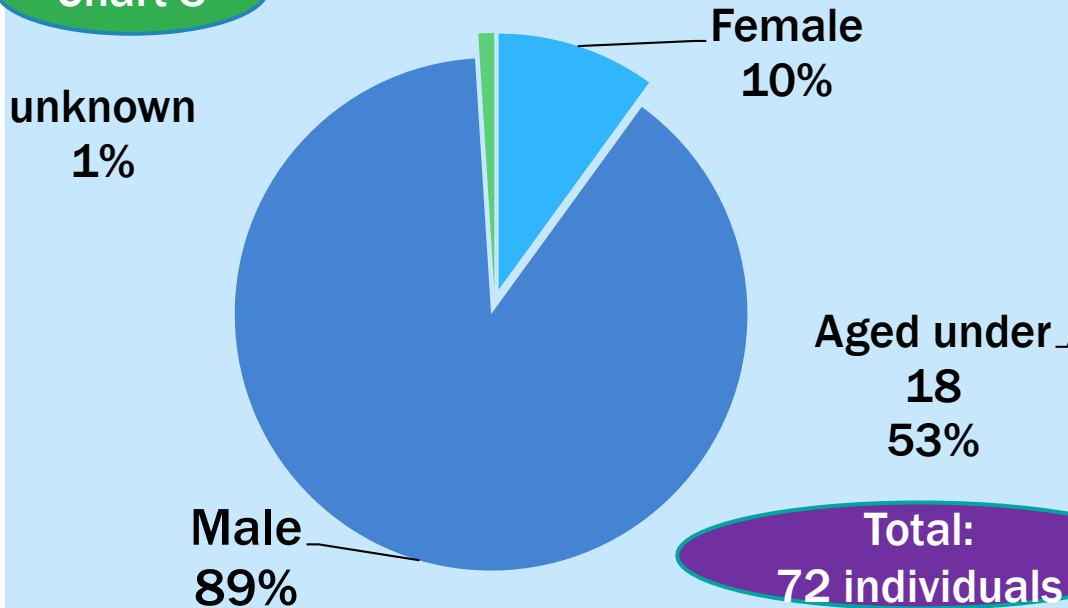


# ABUSERS

- The majority (89%) of the abusers were male (Chart 3). Three cases involved more than one abuser. Most of the abusers were aged under 18, accounting for 53% of the total (Chart 4).

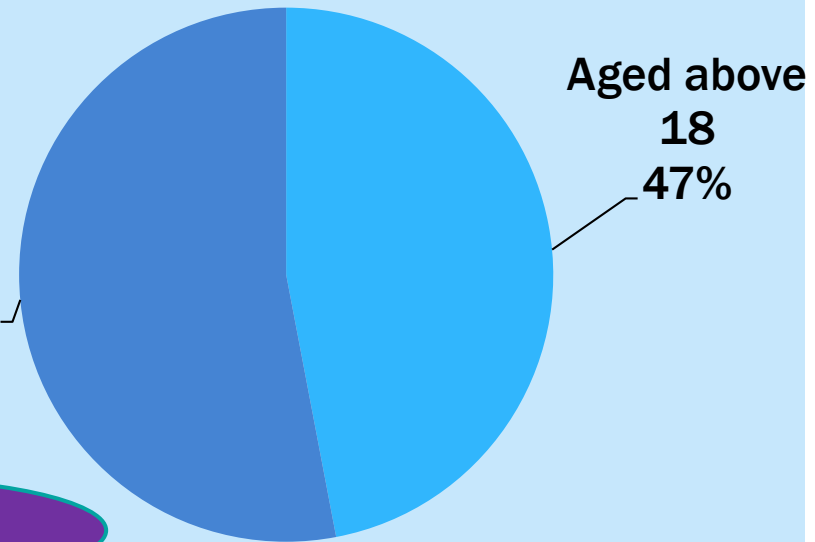
**Gender of Abusers**

**Chart 3**



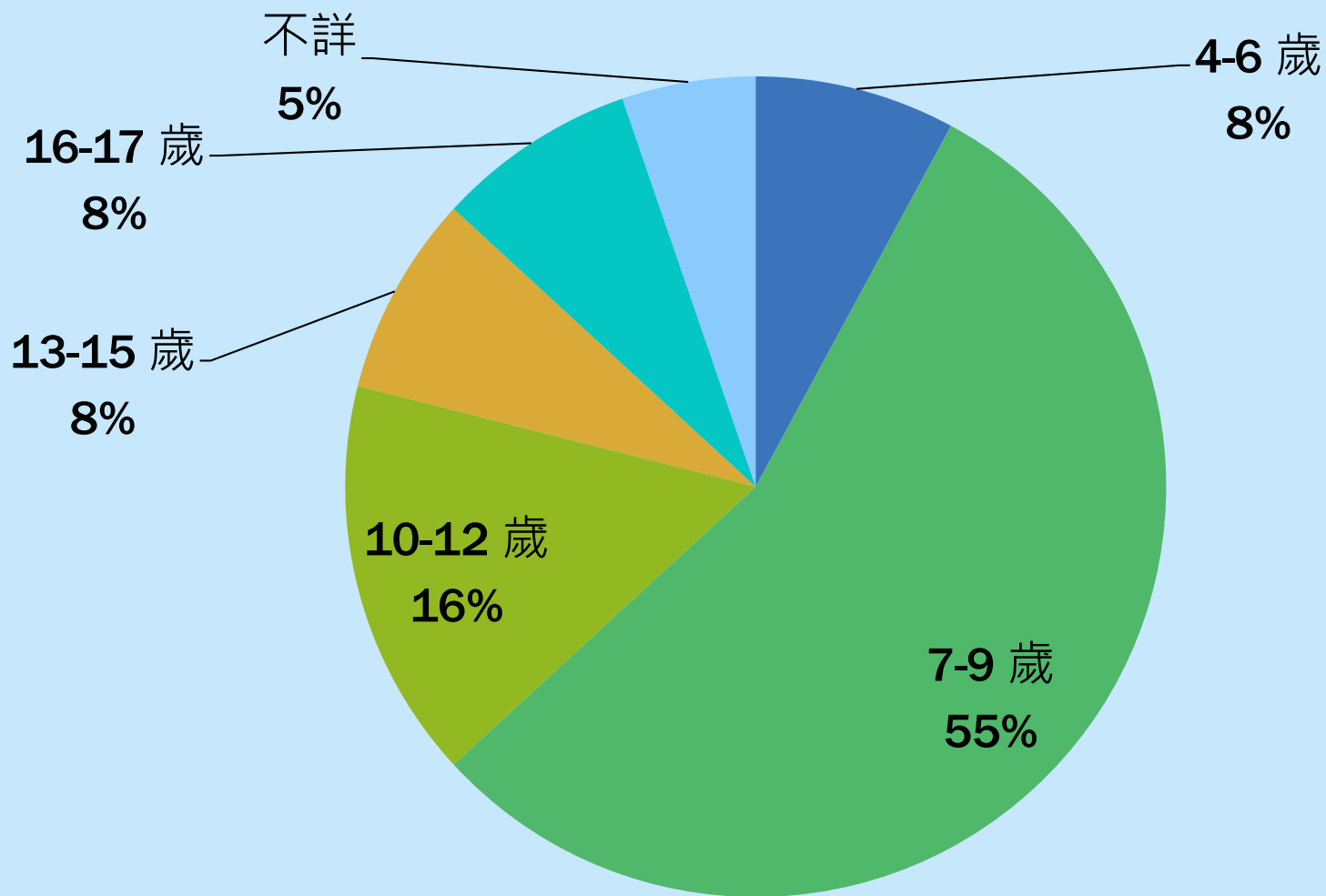
**Age of Abusers**

**Chart 4**

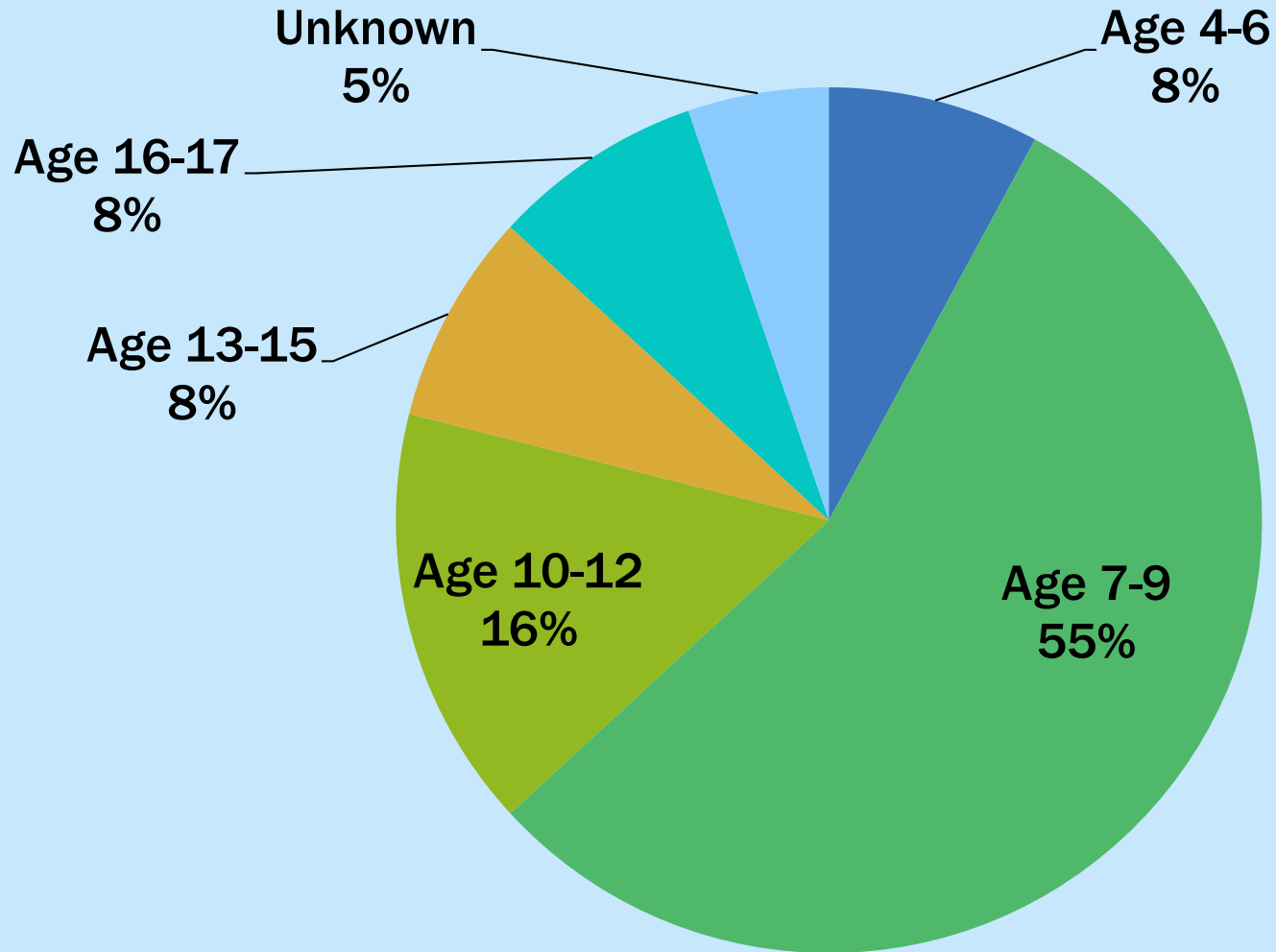


Remarks: 4 cases involved 2 abusers, 1 case involved 3 abusers

# 侵犯者年齡在18歲以下

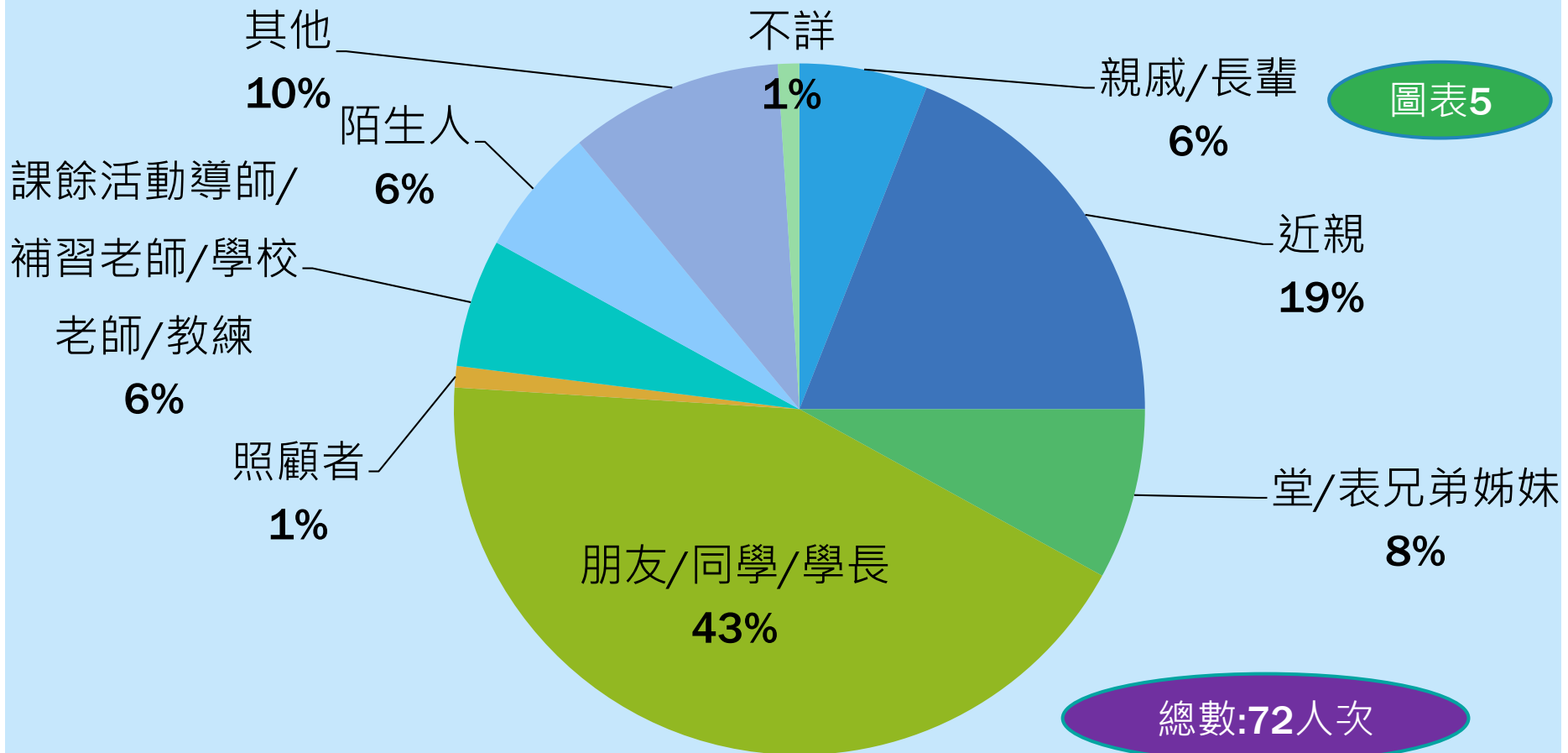


# ABUSERS AGE UNDER 18



# 侵犯者與受害兒童關係

- 超過**80%**的侵犯者為受害兒童所認識，其中朋友 / 同學 / 學長及近親分別佔總數的**43%**及**19%**（圖表5）。



# RELATIONSHIPS BETWEEN ABUSERS AND VICTIMS

- More than 80% of the abusers were known to the victims, of which 43% and 19% were friends or classmates and family members, respectively (Chart 5).

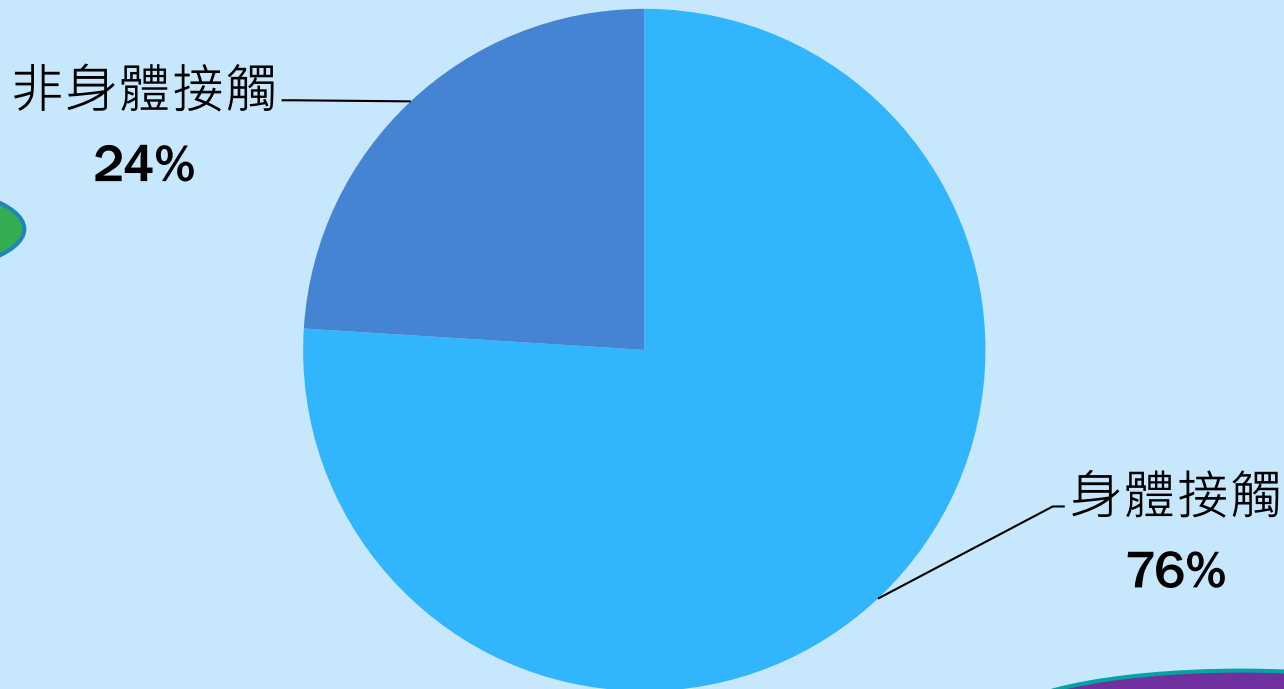
<b>Friend/ classmate</b>	<b>43%</b>
<b>Family member</b>	<b>19%</b>
<b>Cousin</b>	<b>8%</b>
<b>Relative</b>	<b>6%</b>
<b>Stranger</b>	<b>6%</b>
<b>Coach/ tutor/ teacher</b>	<b>6%</b>
<b>Care-giver</b>	<b>1%</b>
<b>Others</b>	<b>10%</b>
<b>Unknown</b>	<b>1%</b>

Chart 5

Total:  
72 individuals

# 性侵犯性質

- 在**66**宗懷疑兒童性侵犯個案中，受害兒童受到身體接觸的性侵犯最多，佔**76%**（圖表6），而其中被觸摸胸部 / 私處的個案最多，佔**65%**；觸摸身體其他部位則佔**14%**（圖表7）。

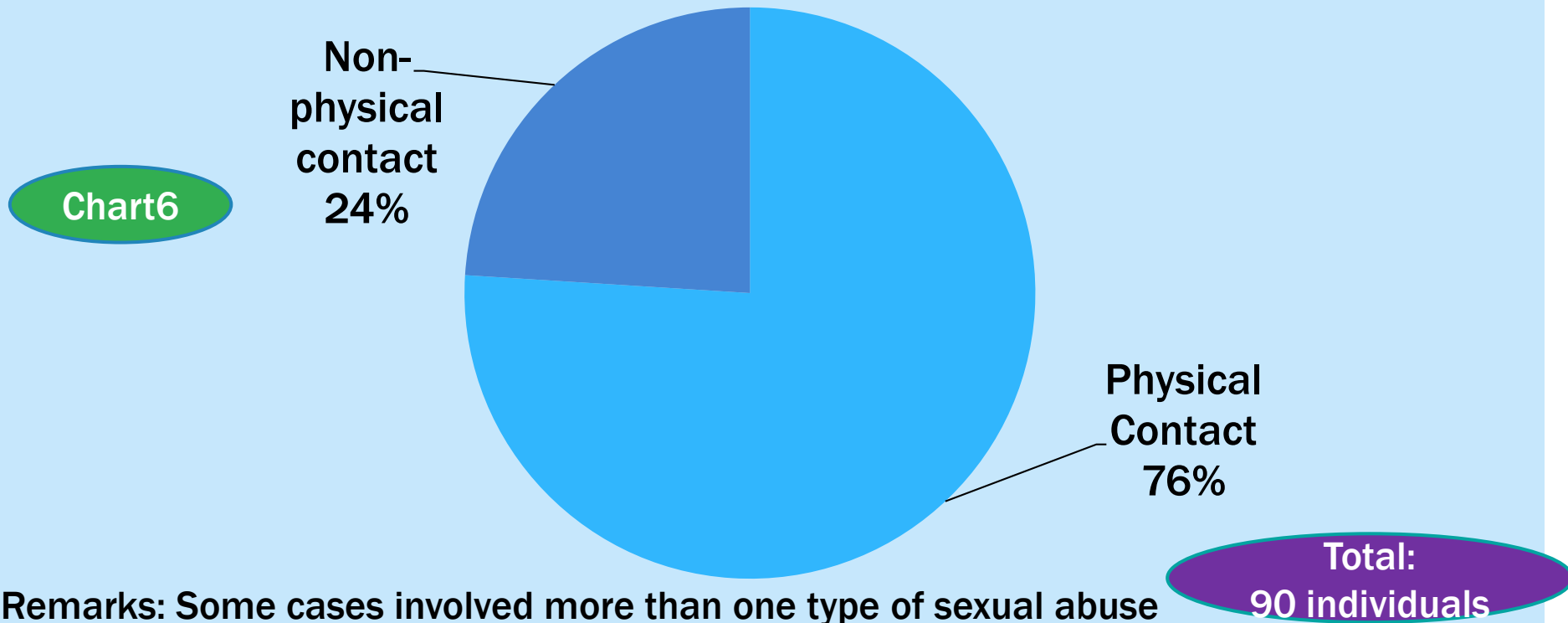


註:部份侵犯者涉及多於一項侵犯行為

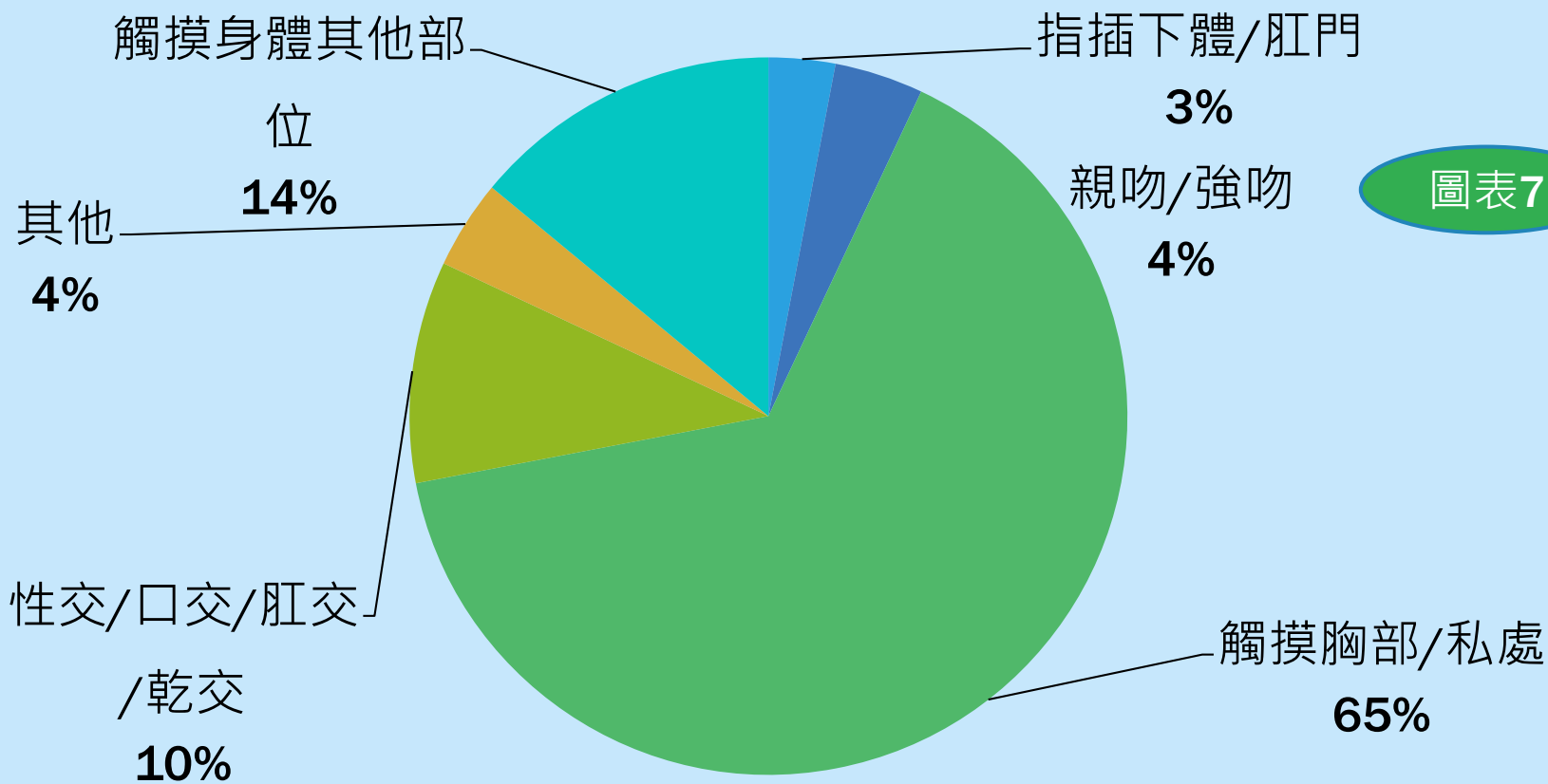
總數:90人次

# TYPES OF SEXUAL ABUSE

- Of the 66 suspected CSA cases, sexual abuse involving physical contact accounted for the largest proportion, 76% (Chart 6). 65% of the victims were touched on their private parts; 14% involved other body parts contact (Chart 7).



# 身體接觸的性侵犯類別



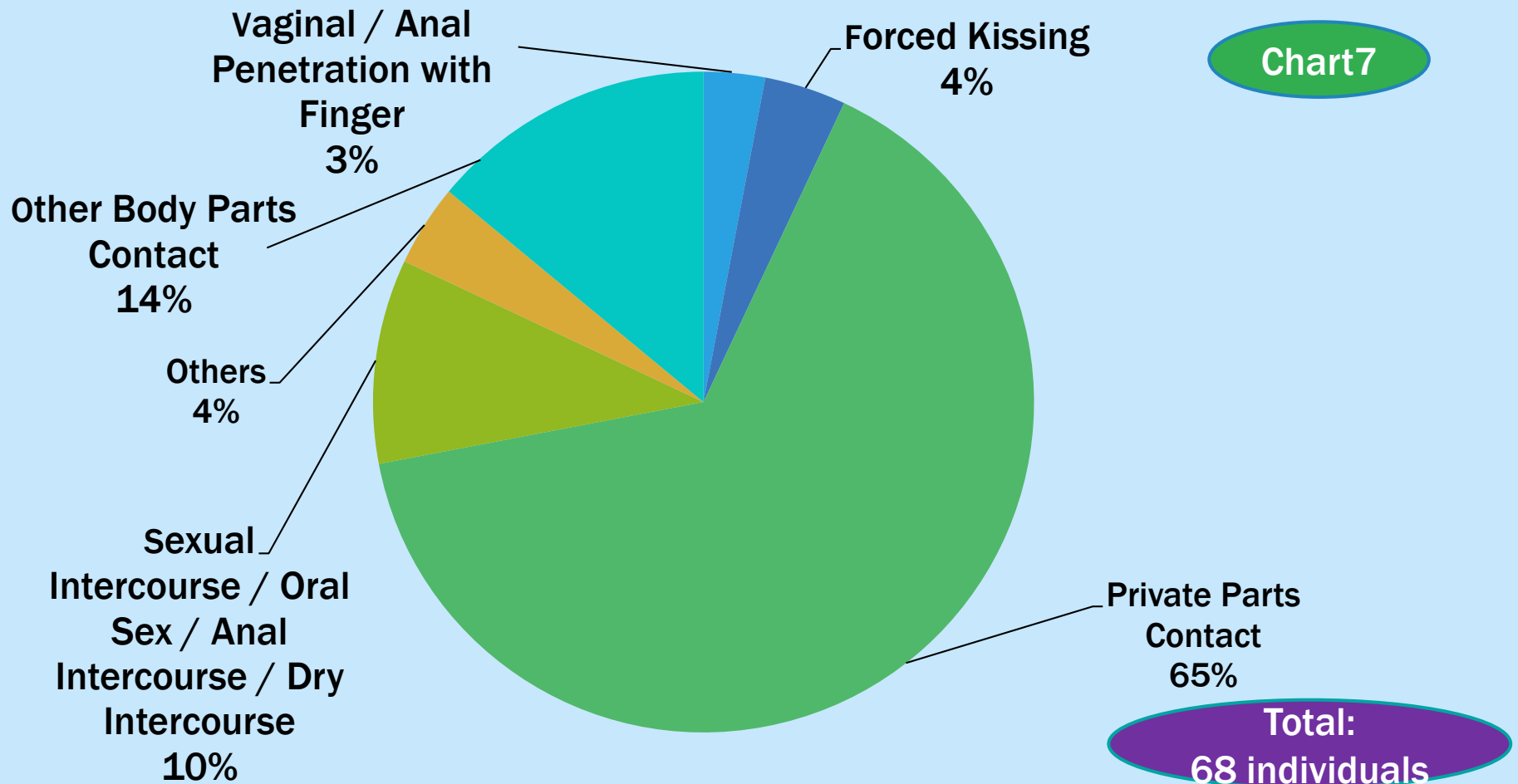
圖表7

總數:68人次

註:部份侵犯者涉及多於一項侵犯行為



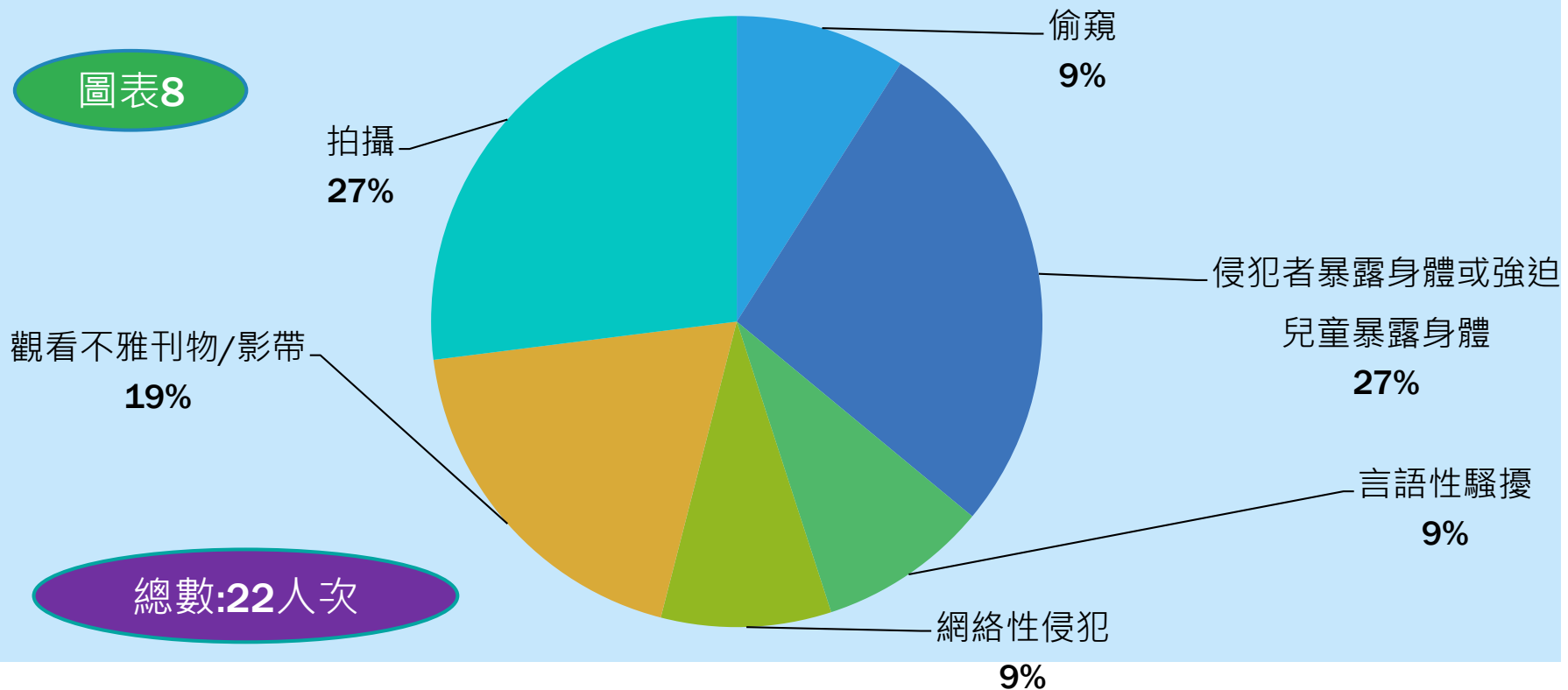
# TYPES OF SEXUAL ABUSE – PHYSICAL CONTACT



Remarks: Some cases involved more than one type of sexual abuse

# 非身體接觸的性侵犯類別

- 在非身體接觸的性侵犯個案中（佔總數的**24%**），以侵犯者暴露身體或強迫兒童暴露身體及拍攝最為普遍，共佔**54%**。其次是兒童被迫觀看不雅刊物 / 影帶佔**19%**；偷窺、言語性騷擾及網絡性侵犯亦各佔**9%**（圖表8）。



# TYPES OF SEXUAL ABUSE – NON-PHYSICAL CONTACT

- Among cases not involving physical contact (24% of the total), 54% involved indecent exposure by abusers or forcing the victims to expose themselves and video-shooting of the victims; 19% involved showing victims obscene printed matter or pornographic videos; voyeurism, verbal sexual abuse and sexual abuse through internet accounted for 9% each.

**Chart8**

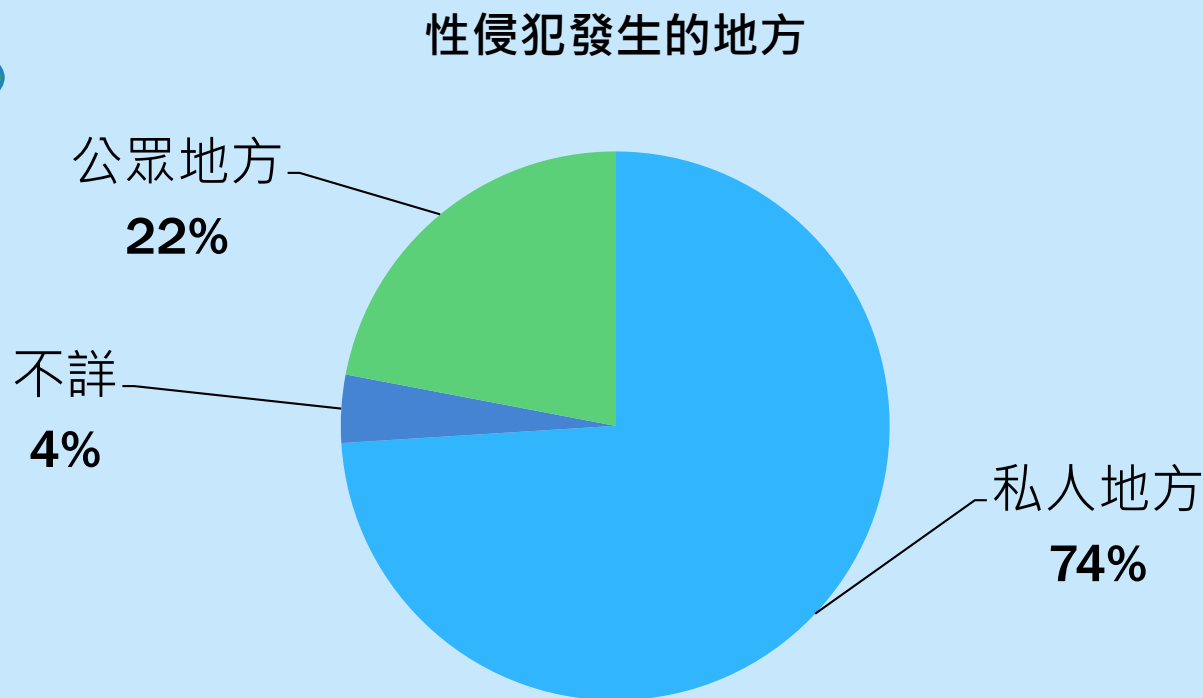
involved indecent exposure by abusers or forcing the victims to expose themselves	27%
video-shooting	27%
showing victims obscene printed matter or pornographic videos	19%
voyeurism	9%
verbal sexual abuse	9%
sexual abuse through internet	9%

**Total:  
22 individuals**

# 性侵犯發生的地方

- 由於侵犯者大多是受害兒童所認識，性侵犯發生的地方以私人地方居多，其中在學校或家中分別佔**30%**及**26%**（圖表9）。

圖表9

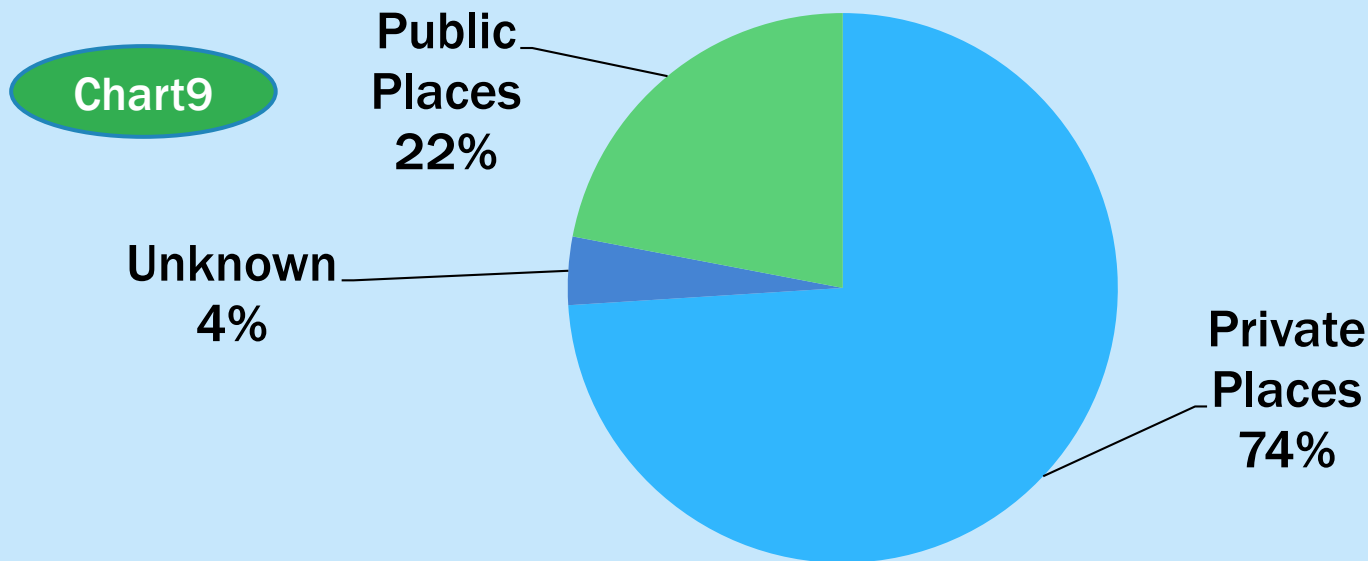


註:部份個案涉及多於一個性侵犯地方

總數:74人次

# LOCATIONS OF SEXUAL ABUSE

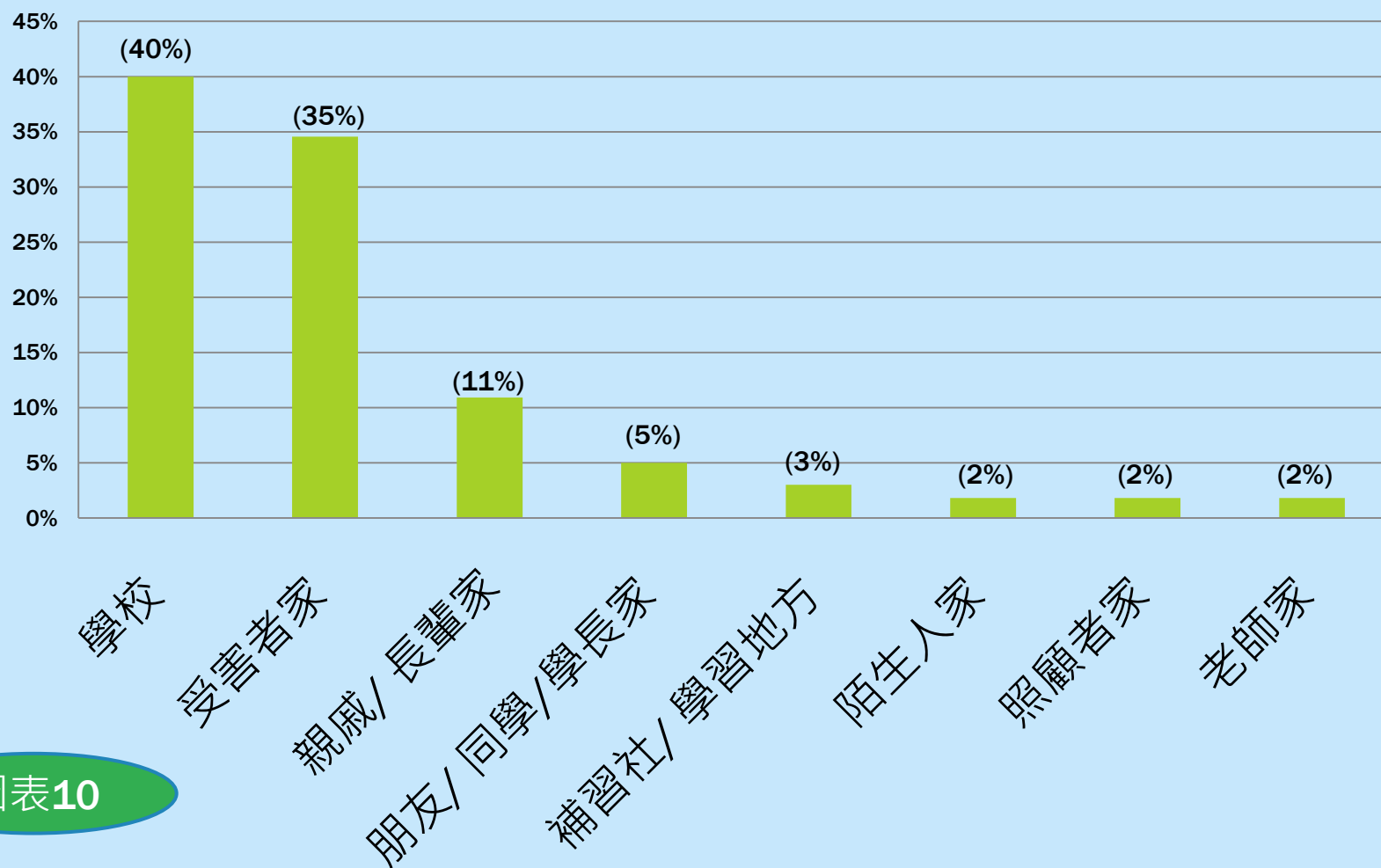
- As most cases involved abusers who were known to the victims, locations accounting for the highest proportion of the reported incidents were private places, of which victims' schools and homes accounted for 30% and 26%, respectively (Charts 9 and 10).



Remarks: Some cases involved more than one location

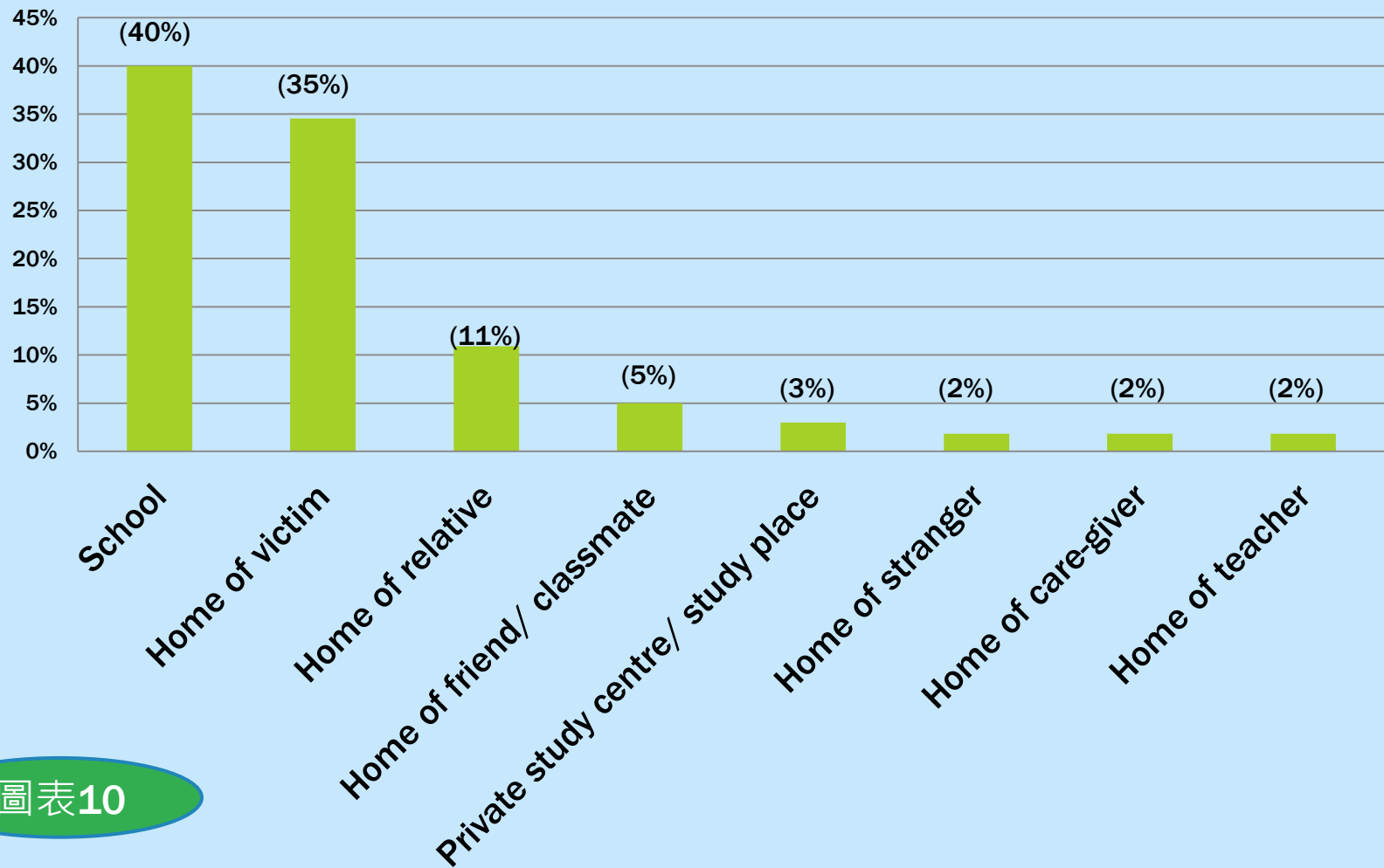
**Total:  
74 individuals**

# 性侵犯發生的詳細地點 私人地方



圖表10

# LOCATIONS OF SEXUAL ABUSE — PRIVATE PLACES



圖表10

# 總結

- 侵犯者年齡在**18**歲以下的超過**5**成
- 當中**7-9**歲的侵犯者佔的比例最多
- 超過**80%**的侵犯者為受害兒童所認識，其中朋友 / 同學 / 學長及近親合並共佔超過六成
- 性侵犯發生的地方以私人地方居多，當中在學校佔**40%**
  - 應該及早教導兒童預防被性侵犯
  - 應該及早建立對性有正確態度
  - 學校應提高各教職員對兒童性侵犯的認識



# CONCLUSION

- More than 50% of the abusers are under the age of 18
- In which the group age 7-9 is the most
- More than 80 of the abusers were known to the victims, among those abusers, the categories of “friend and classmate” and “relative” accounting for more than 60%
- Locations accounting for the highest proportion of the reported incidents were private places, in which 40% were happened in school.
  - Start CSA prevention education early
  - Establish proper attitude on sex
  - Schools should increase the CSA awareness